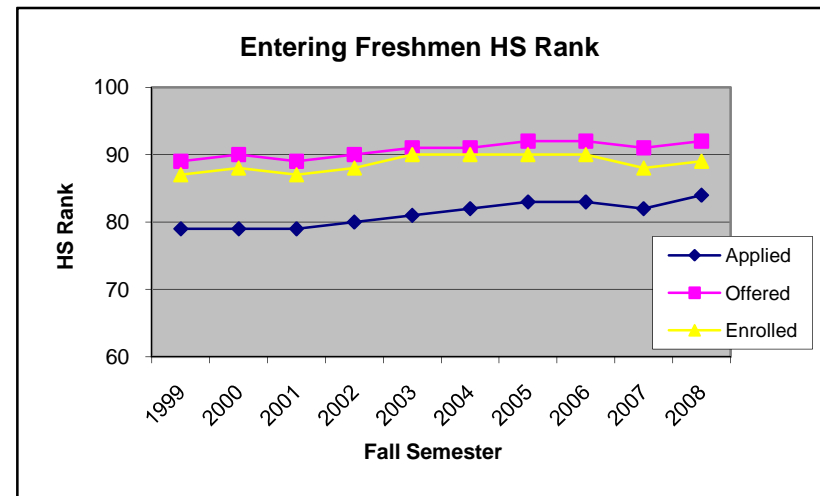
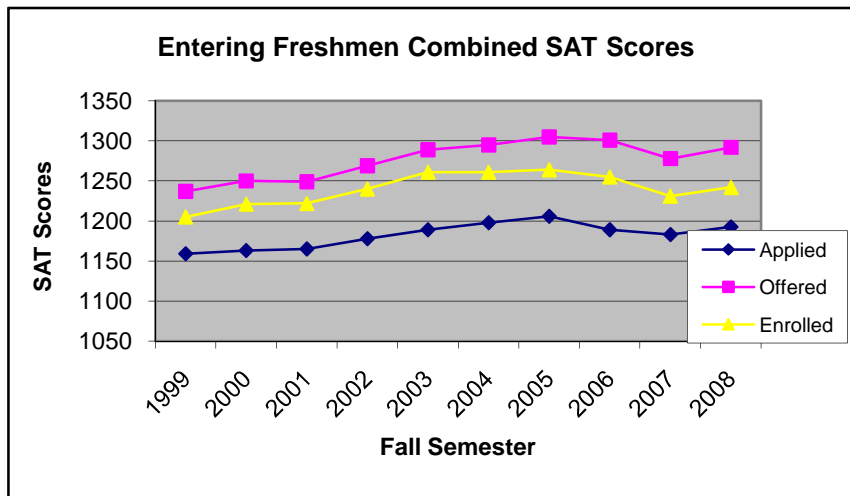




Academic Preparation of New Freshmen: All Entering Freshmen

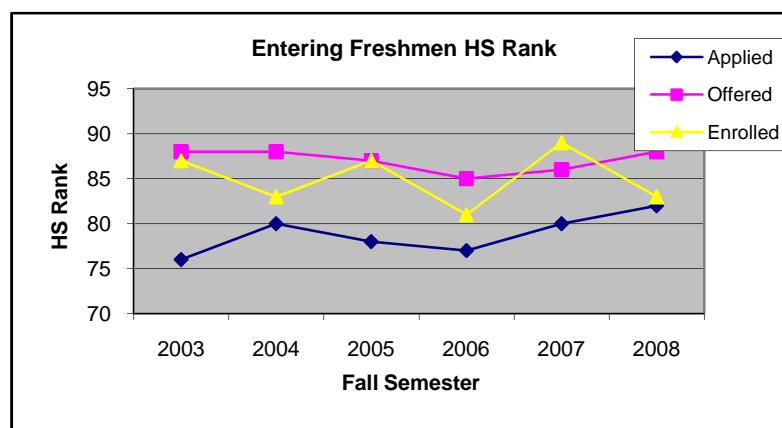
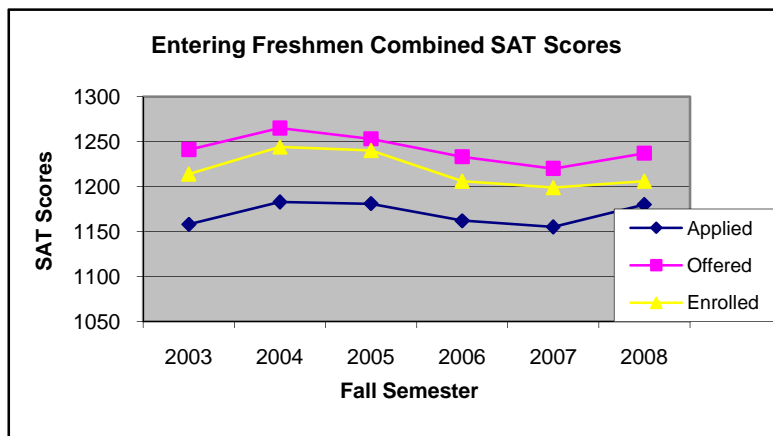
		1999	2000	2001	2002	2003	2004	2005	2006	2007	2008
Applied	SAT Verbal	571	572	571	579	584	590	591	583	580	583
	SAT Math	588	591	594	599	605	608	615	606	603	610
	Combined	1159	1163	1165	1178	1189	1198	1206	1189	1183	1193
	HS Rank	79	79	79	80	81	82	83	83	82	84
Offered	SAT Verbal	610	616	613	624	634	638	641	639	628	634
	SAT Math	627	634	636	645	655	657	664	662	650	658
	Combined	1237	1250	1249	1269	1289	1295	1305	1301	1278	1292
	HS Rank	89	90	89	90	91	91	92	92	91	92
Enrolled	SAT Verbal	595	602	599	610	618	622	620	616	605	606
	SAT Math	610	619	623	630	643	639	644	639	626	636
	Combined	1205	1221	1222	1240	1261	1261	1264	1255	1231	1242
	HS Rank	87	88	87	88	90	90	90	90	88	89





**Academic Preparation of New Freshmen:  
School of the Arts and Communication**

		2003	2004	2005	2006	2007	2008
Applied	SAT Verbal	578	592	589	576	576	589
	SAT Math	580	591	592	586	579	591
	Combined	1158	1183	1181	1162	1155	1180
	HS Rank	76	80	78	77	80	82
Offered	SAT Verbal	615	633	622	611	607	617
	SAT Math	626	632	631	622	613	620
	Combined	1241	1265	1253	1233	1220	1237
	HS Rank	88	88	87	85	86	88
Enrolled	SAT Verbal	597	620	616	596	599	601
	SAT Math	617	624	624	610	600	605
	Combined	1214	1244	1240	1206	1199	1206
	HS Rank	87	83	87	81	89	83

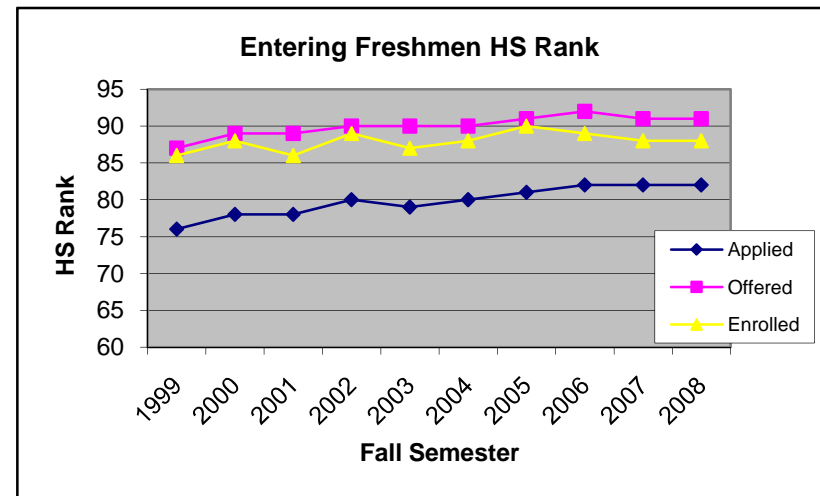
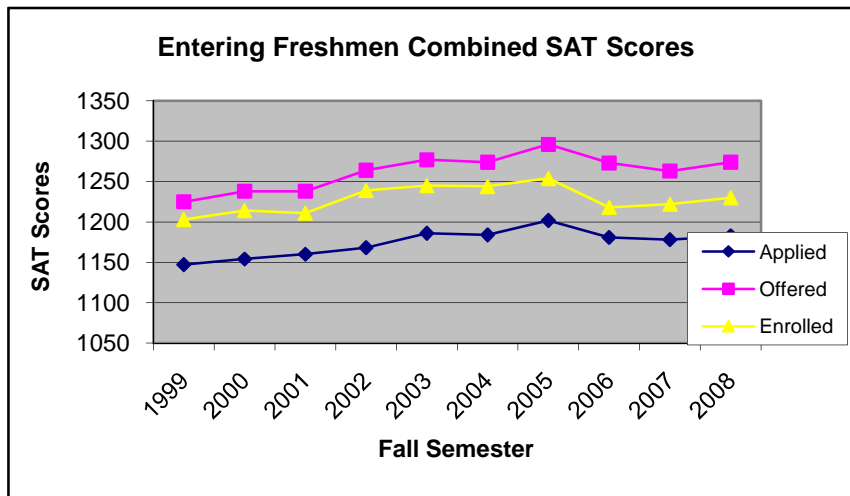


\* During the fall of 2007, the School of Art, Media, & Music was renamed to the School of the Arts & Communication and is now home to the Department of Communications.



Academic Preparation of New Freshmen: School of Business

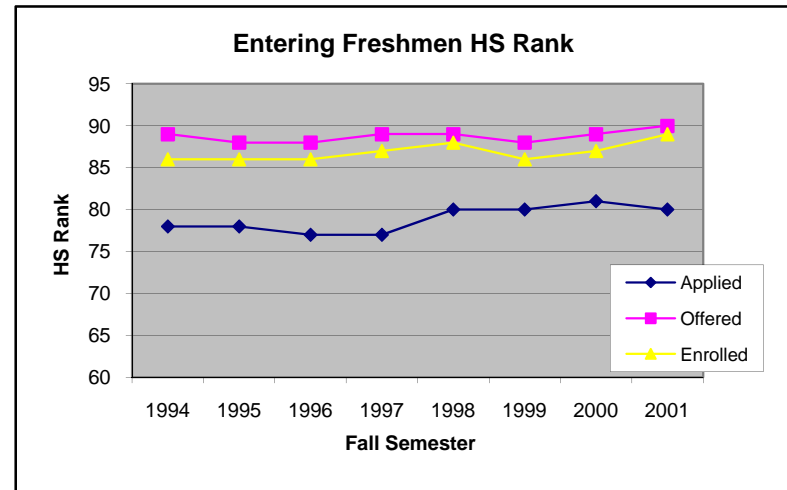
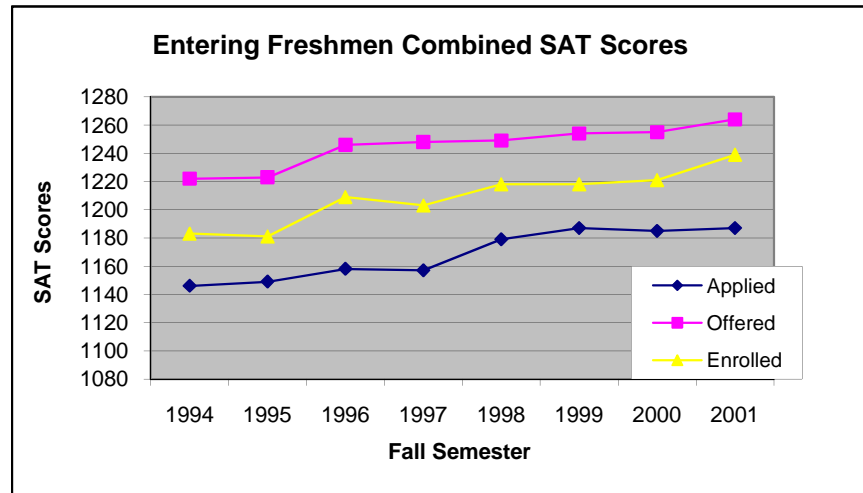
		1999	2000	2001	2002	2003	2004	2005	2006	2007	2008
Applied	SAT Verbal	556	556	558	561	573	573	581	571	569	569
	SAT Math	591	598	602	607	613	611	621	610	609	614
	Combined	1147	1154	1160	1168	1186	1184	1202	1181	1178	1183
	HS Rank	76	78	78	80	79	80	81	82	82	82
Offered	SAT Verbal	594	598	597	609	617	621	628	618	612	616
	SAT Math	631	640	641	655	660	653	668	655	651	658
	Combined	1225	1238	1238	1264	1277	1274	1296	1273	1263	1274
	HS Rank	87	89	89	90	90	90	91	92	91	91
Enrolled	SAT Verbal	581	586	586	598	600	607	606	592	593	591
	SAT Math	622	628	625	641	645	637	648	626	629	639
	Combined	1203	1214	1211	1239	1245	1244	1254	1218	1222	1230
	HS Rank	86	88	86	89	87	88	90	89	88	88





Academic Preparation of New Freshmen: School of Arts and Sciences

		1994	1995	1996	1997	1998	1999	2000	2001	2002
Applied	SAT Verbal	573	574	579	576	587	589	589	589	
	SAT Math	573	575	579	581	592	598	596	598	
	Combined	1146	1149	1158	1157	1179	1187	1185	1187	
	HS Rank	78	78	77	77	80	80	81	80	
Offered	SAT Verbal	611	611	621	620	621	622	623	627	
	SAT Math	611	612	625	628	628	632	632	637	
	Combined	1222	1223	1246	1248	1249	1254	1255	1264	
	HS Rank	89	88	88	89	89	88	89	90	
Enrolled	SAT Verbal	592	591	604	601	607	607	608	616	
	SAT Math	591	590	605	602	611	611	613	623	
	Combined	1183	1181	1209	1203	1218	1218	1221	1239	
	HS Rank	86	86	86	87	88	86	87	89	

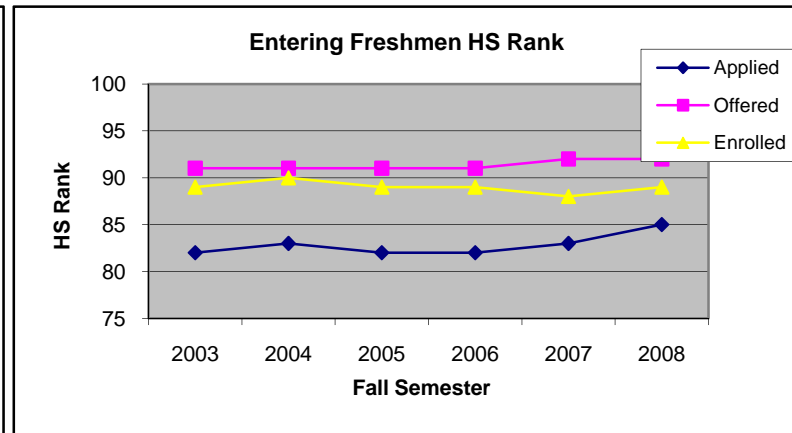
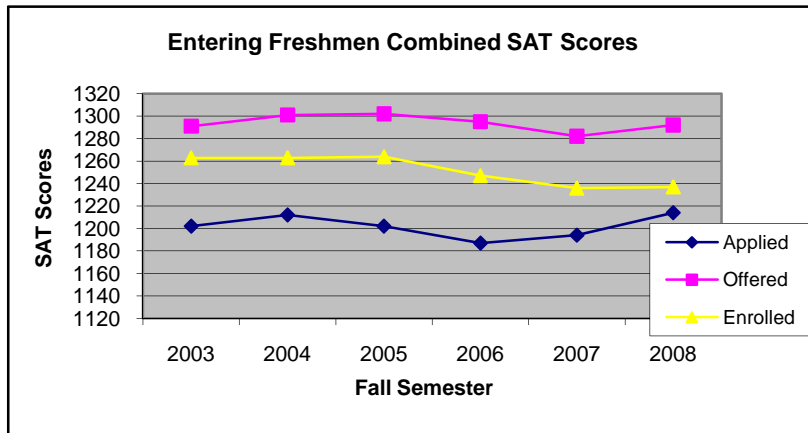


\* The School of Arts and Sciences was discontinued in 2000. Prospective students who made application under the school have been integrated 'primarily' into the three new TCNJ Schools upon enrollment -- School of Art, Media and Music, School of Culture & Society, and School of Science.



**Academic Preparation of New Freshmen:  
School of Culture & Society**

		2003	2004	2005	2006	2007	2008
Applied	SAT Verbal	605	615	604	599	604	614
	SAT Math	597	597	598	588	590	600
	Combined	1202	1212	1202	1187	1194	1214
	HS Rank	82	83	82	82	83	85
Offered	SAT Verbal	650	659	657	655	650	653
	SAT Math	641	642	645	640	632	639
	Combined	1291	1301	1302	1295	1282	1292
	HS Rank	91	91	91	91	92	92
Enrolled	SAT Verbal	633	642	638	631	625	622
	SAT Math	630	621	626	616	611	615
	Combined	1263	1263	1264	1247	1236	1237
	HS Rank	89	90	89	89	88	89

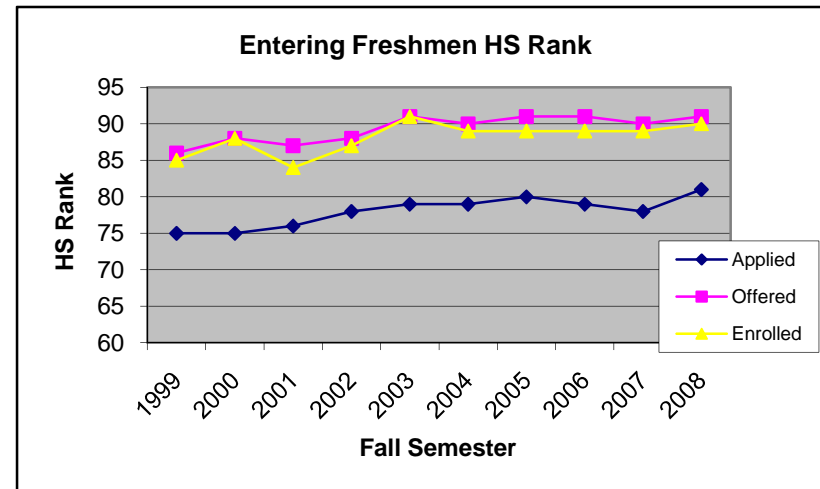
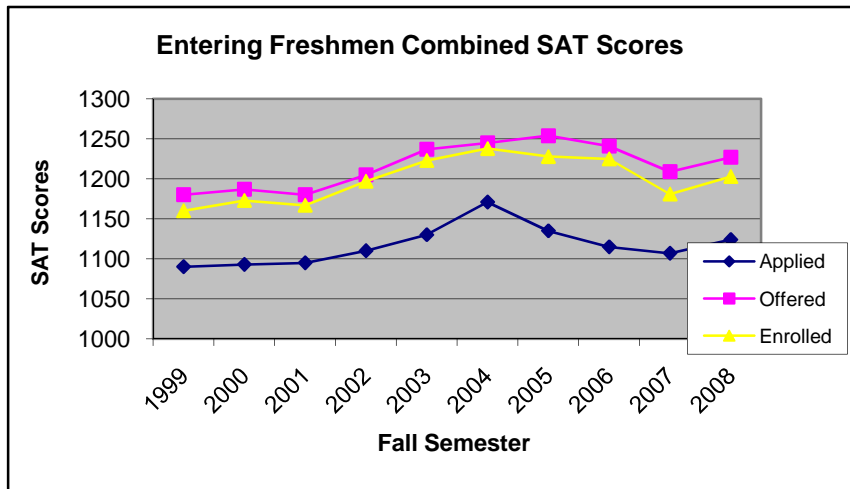


\* During the fall of 2007, the School of Art, Media, & Music was renamed to the School of the Arts & Communication and is now home to the Department of Communications.



Academic Preparation of New Freshmen: School of Education

		1999	2000	2001	2002	2003	2004	2005	2006	2007	2008
Applied	SAT Verbal	539	540	537	546	556	599	556	546	546	552
	SAT Math	551	553	558	564	574	572	579	569	561	572
	Combined	1090	1093	1095	1110	1130	1171	1135	1115	1107	1124
	HS Rank	75	75	76	78	79	79	80	79	78	81
Offered	SAT Verbal	585	589	575	591	610	614	614	609	595	605
	SAT Math	595	598	605	614	627	631	640	632	614	622
	Combined	1180	1187	1180	1205	1237	1245	1254	1241	1209	1227
	HS Rank	86	88	87	88	91	90	91	91	90	91
Enrolled	SAT Verbal	574	579	566	589	601	609	595	602	580	591
	SAT Math	586	594	601	608	622	629	633	623	601	612
	Combined	1160	1173	1167	1197	1223	1238	1228	1225	1181	1203
	HS Rank	85	88	84	87	91	89	89	89	89	90

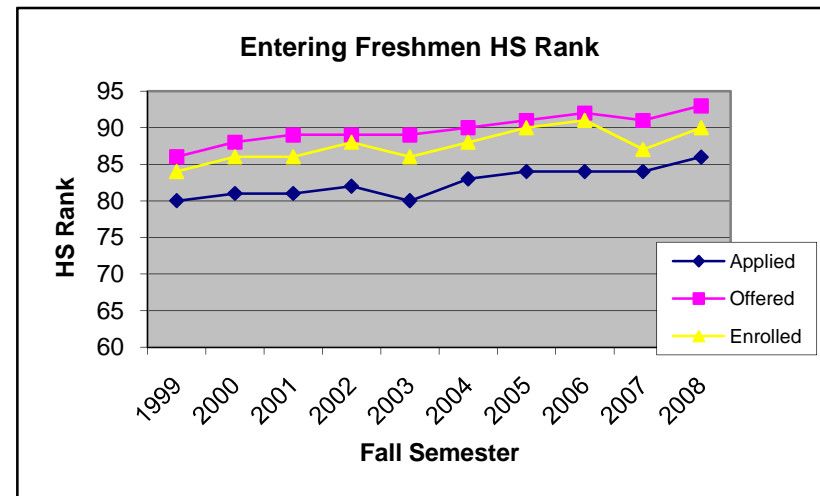
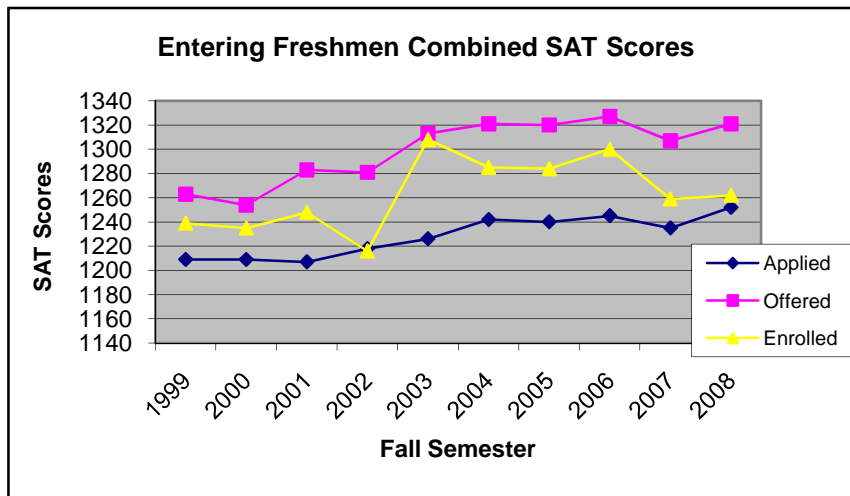


\* Effective fall 2007, the Department of Health & Exercise Science (formerly of the School of Education) joined the School of Nursing, Health, & Exercise Science.



Academic Preparation of New Freshmen: School of Engineering

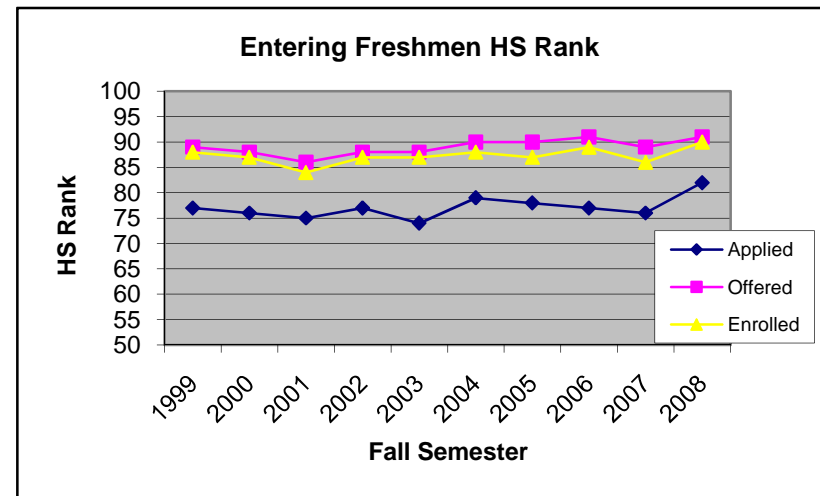
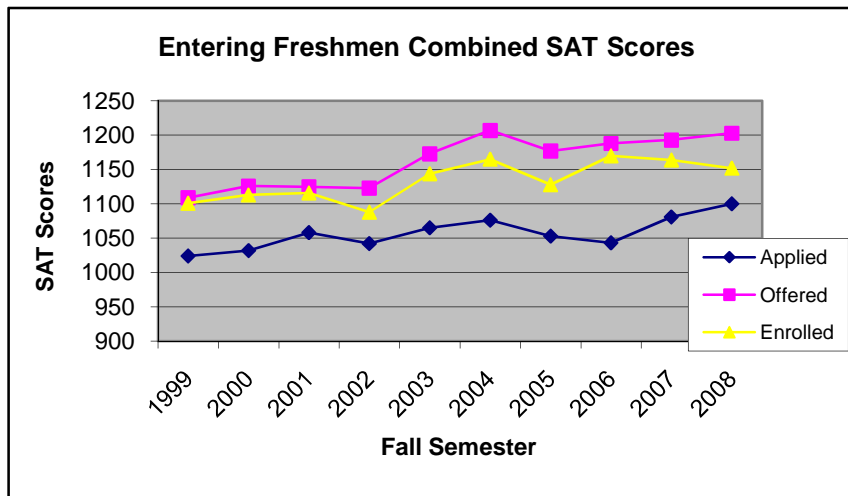
		1999	2000	2001	2002	2003	2004	2005	2006	2007	2008
Applied	SAT Verbal	574	573	573	577	580	590	588	591	585	594
	SAT Math	635	636	634	641	646	652	652	654	650	658
	Combined	1209	1209	1207	1218	1226	1242	1240	1245	1235	1252
	HS Rank	80	81	81	82	80	83	84	84	84	86
Offered	SAT Verbal	602	594	612	611	623	630	629	634	623	631
	SAT Math	661	660	671	670	690	691	691	693	684	690
	Combined	1263	1254	1283	1281	1313	1321	1320	1327	1307	1321
	HS Rank	86	88	89	89	89	90	91	92	91	93
Enrolled	SAT Verbal	599	588	598	575	625	616	612	615	603	599
	SAT Math	640	647	650	641	683	669	672	685	656	663
	Combined	1239	1235	1248	1216	1308	1285	1284	1300	1259	1262
	HS Rank	84	86	86	88	86	88	90	91	87	90





Academic Preparation of New Freshmen: School of Nursing, Health, & Exercise Science

		1999	2000	2001	2002	2003	2004	2005	2006	2007	2008
Applied	SAT Verbal	513	512	523	517	528	531	519	512	531	536
	SAT Math	511	520	535	525	537	545	534	531	550	564
	Combined	1024	1032	1058	1042	1065	1076	1053	1043	1081	1100
	HS Rank	77	76	75	77	74	79	78	77	76	82
Offered	SAT Verbal	560	561	550	558	579	594	576	585	582	591
	SAT Math	549	565	575	565	594	613	601	603	611	612
	Combined	1109	1126	1125	1123	1173	1207	1177	1188	1193	1203
	HS Rank	89	88	86	88	88	90	90	91	89	91
Enrolled	SAT Verbal	559	557	542	540	567	578	552	576	567	563
	SAT Math	542	556	574	548	577	587	576	594	597	589
	Combined	1101	1113	1116	1088	1144	1165	1128	1170	1164	1152
	HS Rank	88	87	84	87	87	88	87	89	86	90

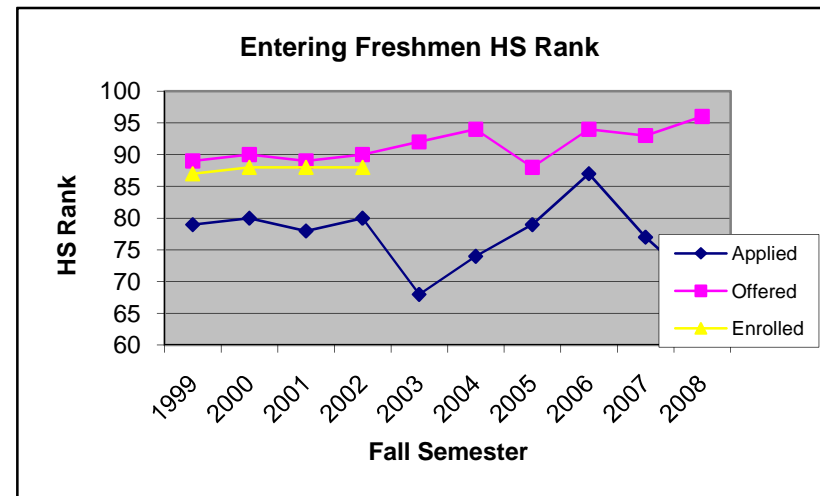
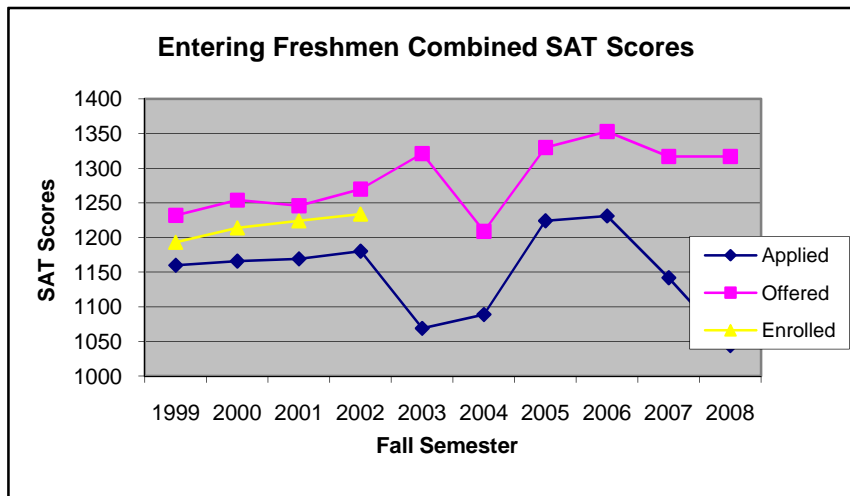


\* Effective fall 2007, the Department of Health & Exercise Science (formerly of the School of Education) joined the School of Nursing, Health, & Exercise Science.



Academic Preparation of New Freshmen: Open Option

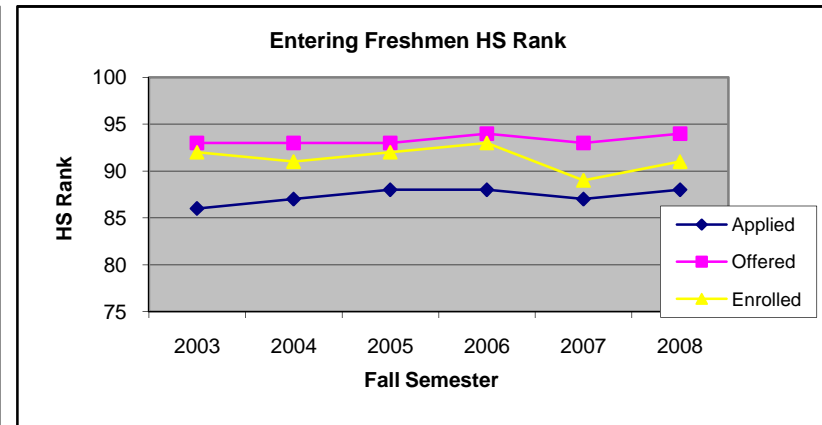
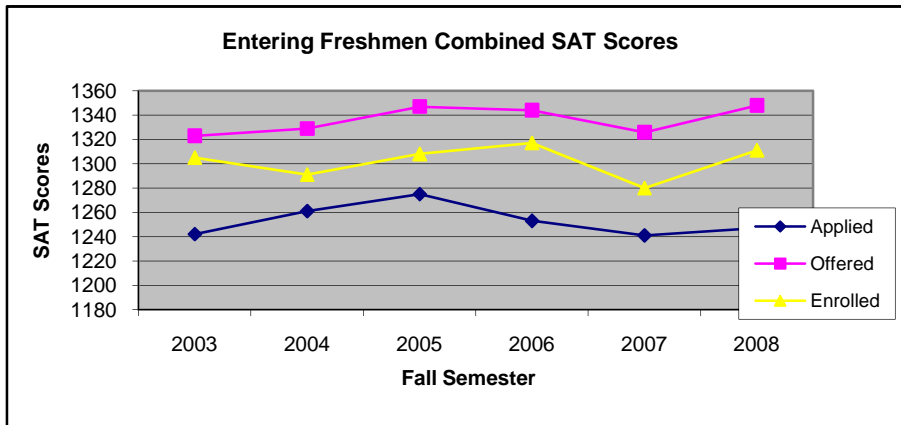
		1999	2000	2001	2002	2003	2004	2005	2006	2007	2008
Applied	SAT Verbal	572	575	575	582	524	538	600	609	558	507
	SAT Math	588	591	594	598	545	551	624	622	584	537
	Combined	1160	1166	1169	1180	1069	1089	1224	1231	1142	1044
	HS Rank	79	80	78	80	68	74	79	87	77	69
Offered	SAT Verbal	610	620	614	628	660	603	660	670	648	650
	SAT Math	622	634	632	642	661	606	670	683	669	667
	Combined	1232	1254	1246	1270	1321	1209	1330	1353	1317	1317
	HS Rank	89	90	89	90	92	94	88	94	93	96
Enrolled	SAT Verbal	593	600	602	607						
	SAT Math	600	614	622	627						
	Combined	1193	1214	1224	1234						
	HS Rank	87	88	88	88						





**Academic Preparation of New Freshmen:  
School of Science**

		2003	2004	2005	2006	2007	2008
Applied	SAT Verbal	602	613	617	606	601	603
	SAT Math	640	648	658	647	640	644
	Combined	1242	1261	1275	1253	1241	1247
	HS Rank	86	87	88	88	87	88
Offered	SAT Verbal	644	649	656	653	645	653
	SAT Math	679	680	691	691	681	695
	Combined	1323	1329	1347	1344	1326	1348
	HS Rank	93	93	93	94	93	94
Enrolled	SAT Verbal	631	629	635	638	621	631
	SAT Math	674	662	673	679	659	680
	Combined	1305	1291	1308	1317	1280	1311
	HS Rank	92	91	92	93	89	91



\* The School of Arts and Sciences was discontinued in 2000. Prospective students who made application under the school have been integrated 'primarily' into the three new TCNJ Schools upon enrollment -- School of Art, Media and Music, School of Culture & Society, and School of Science. For historical data, please see related School of Arts and Sciences tables and charts.